



**DISCOVER
THE RIGHT WAY
TO INSULATE**

ARCHITECTS


WHY CHOOSE SPRAY INSULATION?

Spray insulation is a lightweight, durable and versatile insulation solution for almost all commercial and residential buildings. One of the biggest advantages of foam insulation is its energy efficiency, which is guaranteed through the compact layer created during its application. A single unit of foam insulation forms an air barrier that prevents the penetration of hot or cold air and the formation of thermal bridges.

EXY® insulation not only improves the quality of the indoor climate, it also increases both the comfort and the standard of living. It ensures the perfect sound insulation of all rooms and prevents pollutants such as dust and other impurities from entering the insulated building. The main advantage over conventional insulation materials is that the foam does not change its parameters and insulating properties after it has been applied. It also does not change its shape in contrast to insulation wool or blown cellulose and remains unchanged throughout its entire life. EXY® foams are produced in two variants: as a vapour-permeable foam and as a foam that is non-permeable to vapour. It is a fast and effective solution for the thermal insulation of all kinds of buildings. Speedy application: 2 people can cover an area of up to 250 m² per day.

HOW DOES IT WORK IN PRACTICE?

The EXY® insulating foam is sprayed on the surface that needs to be insulated and where the cavities in walls and ceilings must be completely sealed so that in winter the cold air cannot enter the building and no heat escapes from inside. This is of course the other way round in summer. At the same time, the foam prevents the condensation of moisture, which is absolutely necessary because wet insulation material simply does not insulate. EXY® foams move the dew point outside of the building structure.



THE EXY SPRAY SYSTEM® FOAMS THE IDEAL SOLUTION FOR ALL OBJECTS

- ✓ It creates a seamless layer and air barrier
- ✓ It helps you to reduce energy costs by up to 70 %
- ✓ It acts as a vapour barrier and is mould resistant.
- ✓ Seals the surface 100% and prevents the formation of thermal bridges.



TWO TYPES OF SPRAY INSULATION

09 DIFFUSE OPEN FOAM WITH AN OPEN-CELL STRUCTURE

The EXY 09 water-based open-cell insulation foam EXY 09 fills all gaps and prevents air and moisture from entering a building structure. Thanks to its excellent permeability properties, it is suitable for use in wooden constructions, passive and low-energy buildings.

A speedy application, the insulation of otherwise very difficult-to-access areas and difficult structural details are all possible.




34 DIFFUSED CLOSED FOAM WITH A CLOSED-CELL STRUCTURE

The new generation of EXY 34 HFO closed cell spray foam insulation is one of the most effective insulation materials available on the market. This foam strengthens the building structure many times over, requires no mechanical anchoring and insulates all hard-to-reach areas. From a layer thickness of 5 cm, it also serves as a vapour barrier.








FOR ALL AREAS OF APPLICATION


- ✓ Attic insulation
- ✓ Roof insulation
- ✓ Ceiling and wall insulation
- ✓ Floor insulation
- ✓ Insulation of wooden buildings
- ✓ Insulation of garages and halls
- ✓ Insulation of large industrial buildings





"Insulation that really works."

Most commonly used	Cell structure	Fire classification	Suitable for	Thermal conductivity coefficient λD	Core density ($\pm 3\text{Kg/m}^3$)	No health risk
	opened cell	E	New builds, rebuilds, walls and ceilings, attic conversions, wooden buildings	0,037 W/(m.K)	8 kg/m ³	✓
	closed cell	E	Indoor and outdoor areas, foundations, facades, walls and ceilings, floors, etc.	0,026 W/(m.K)	35 kg/m ³	✓

Soft foams	Cell structure	Fire classification	Suitable for	Thermal conductivity coefficient λD	Core density ($\pm 3\text{Kg/m}^3$)	No health risk
	opened cell	E	New builds, rebuilds, walls and ceilings, attic conversions, wooden buildings	0,039 W/(m.K)	7 kg/m ³	✓
	opened cell	E	New builds, rebuilds, walls and ceilings, attic conversions, wooden buildings	0,037 W/(m.K)	8 kg/m ³	✓
	opened cell	E	New builds, rebuilds, walls and ceilings, attic conversions, wooden buildings	0,034 W/(m.K)	13 kg/m ³	✓

Semi-rigid foams	Cell structure	Fire classification	Suitable for	Thermal conductivity coefficient λD	Core density ($\pm 3\text{Kg/m}^3$)	No health risk
	closed cell	E	Indoor and outdoor areas, foundations, facades, walls and ceilings, floors, etc.	0,026 W/(m.K)	35 kg/m ³	✓

Roof foams	Cell structure	Fire classification	Suitable for	Thermal conductivity coefficient λD	Core density ($\pm 3\text{Kg/m}^3$)	No health risk
	closed cell	E	Flat and pitched roofs with occasional access by persons	0,025 W/(m.K)	45 kg/m ³	✓
	closed cell	E	Flat and pitched roofs with occasional access by persons	0,026 W/(m.K)	55 kg/m ³	✓



Take a look at the insulation process 

